

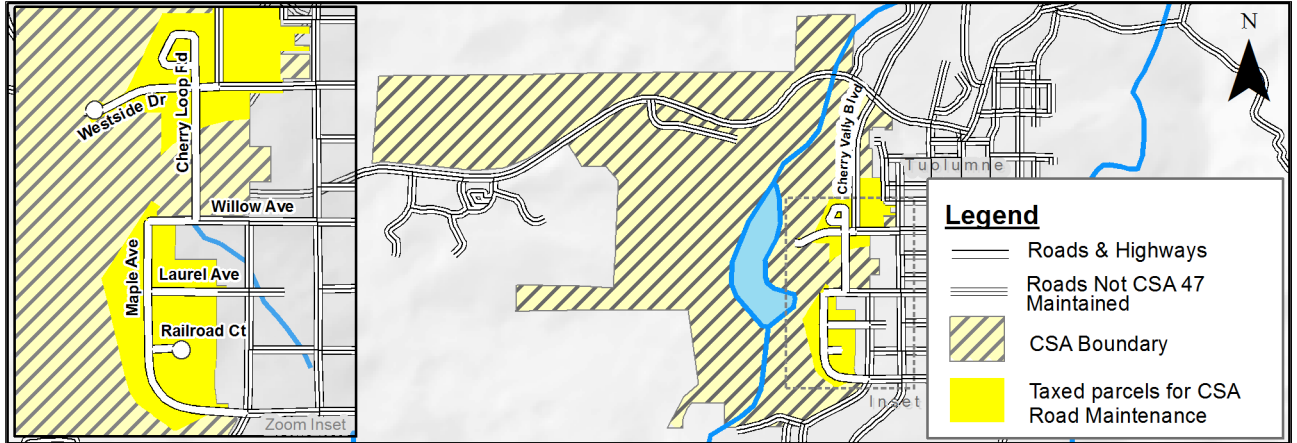


Department of Public Works

Kim MacFarlane, P.E.
Director

48 W. Yaney Avenue, Sonora
Mailing: 2 S. Green Street
Sonora, CA 95370
209.533.5601
www.tuolumnecounty.ca.gov

COUNTY SERVICE AREA 47, CHERRY VALLEY 2023-24 ANNUAL REPORT



ADMINISTRATION

Assistant to the
Department Head
Emma Hawks
209.694.2718

AIRPORTS

Airport Manager
Drew Njirich
209.533.5685

BUSINESS

Business Manager
Janelle Kostlivy
209.533.5972

ENGINEERING

Supervising Engineer
Blossom Scott-Heim, P.E.
209.533.5904

FLEET SERVICES

Fleet Services Manager
Mike Young
209.536.1622

GEOGRAPHIC INFORMATION SYSTEMS

GIS Coordinator
Madeline Amlin
209.533.6592

ROAD OPERATIONS

Superintendent of
Roads and Fleet
Mike Cognito
209.533.5609

SOLID WASTE

209.533.5588

SURVEYING

County Surveyor
Warren Smith, L.S.
209.533.5626
209.533.5626

Enclosed is the 2023 Annual Report for County Service Area 47, Cherry Valley (CSA 47). The report contains information concerning the planned road maintenance, budget, and funding requirements for fiscal year 2023-24.

To identify your special tax total locate the parcel number on *Exhibit A, 2023-24 Special Tax Schedule*. This tax is levied against your parcel as an additional line item on your Tuolumne County property tax bill. **THIS REPORT IS NOT A BILL.**

CSA 47 was established in 1993 by the Tuolumne County Board of Supervisors to maintain roads within its boundaries. In 2009, property owners voted to approve an annual special assessment to fund these services. In 2013 CSA 47 voted again to approve a special tax (replacing the previous assessment) with an annual increase equivalent to the construction cost index inflation factor. For fiscal year 2023-24 the inflation factor is 4.9%.

Major cracking on road is proposed to be addressed as part of routine pavement maintenance.

The purpose of this annual report is to provide information about the administration of CSA 47. If you have any questions regarding your County Service Area please contact the Public Works Department.

Services

Road maintenance, roadway
drainage maintenance, streetlight
operations (when installed)

1.5 Lane Miles

Cherry Loop, Laurel Avenue,
Maple Avenue, Railroad
Court, Westside Drive

Anticipated Maintenance

Pavement crack seal

County Service Area No. 47, Cherry Valley / Westside Annual Report

I. Background

County Service Area No. 47, Westside Cherry Valley (CSA 47) is located in Supervisorial District No. 3 near the township of Tuolumne. The service area was established on September 28, 1993 by Board of Supervisors resolution 215-93 to maintain roads within its boundaries. Perpetual assessments were approved by the property owners by ballot in 2009 (Board Resolution 49-09). Property owners petitioned to equalize parcel charges by conversion to a special tax and approved the tax in April 2013.

II. Administration

The Tuolumne County Board of Supervisors serves as the Conducting Authority and Board of Directors for the service area. The Board of Supervisors has directed the Department of Public Works to administer road maintenance activities within the service area.

III. Road Inventory

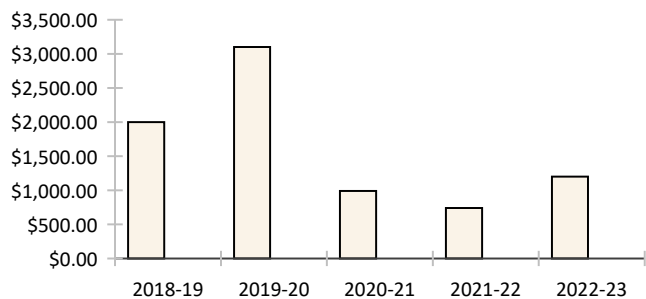
Road Name	Length (ft)	Width (ft)	Length (mi)	Surface	Condition
Cherry Loop	1,382	28	0.26	Paved	Good
Laurel Avenue	481	28	0.09	Paved	Very Poor
Maple Avenue	1,340	28	0.25	Paved	Good
Railroad Court	205	28	0.04	Paved	Good
Westside Drive	563	28	0.11	Paved	Good
TOTAL CSA Road Length (miles):			0.752		

IV. Maintenance Record

Fiscal Yr	Operational Routine Maintenance	Preventative Road Maintenance
2018-19	\$ 2,000.00 Street Lights, Admin.	
2019-20	\$ 3,100.00 Admin.	
2020-21	\$ 990.00 Admin.	
2021-22	\$ 740.00 Admin.	
2022-23	\$ 1,200.00 Admin.	

The maintenance record is categorized into two types of expenses: operational costs and road maintenance costs.

- Operational & routine maintenance costs are routine expenses. Typically, these costs are smaller value items and funded using a current year's budget.
- Preventative road maintenance costs are infrequent maintenance items, scheduled based on pavement condition. Typically, these costs are larger expenses that require multiple years of reserve fund savings (see item X).



V. Revenue

The primary source of revenue in CSA 47 is the collection of assessment on each parcel. These charges are determined for each parcel in accordance with the Benefit Assessment Methodology approved by the Board of Supervisors and California Court ruling DJDAR 10675 on July 14, 2008.

VI. Assessments

On April 25, 2013, property owners approved a special tax to equalize parcel charges. For a list of the parcels and the special tax to be charged for 2020-21, see "Exhibit A", Special Tax Schedule.

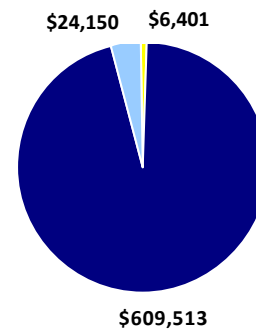
VII. Field Review

Department of Public Works staff conducted a field review of CSA 47 in March 2023. Crack seal maintenance has been proposed for 2023.

VIII. Proposed Work Program, FY 2023-24

	Estimated Expenditures
Road Maintenance: No significant maintenance	\$0
Routine Maintenance	\$21,000
Maintenance Contingency	\$3,150
Work Funds Total:	\$24,150

Proposed Budget



IX. Administration and Engineering

The County of Tuolumne shall be reimbursed for administrative costs as follows:

Administration & Engineering Costs	Estimated Expenditures
Engineering & Administration*	\$5,476
Long-Term Maint Plan Update	\$925
Admin & Eng TOTAL	\$6,401

*Engineering and Administration is estimated as follows:
 \$400 per CSA or PRD plus \$23 per parcel for annual report admin.
 15% of projected expenditures for contract administration
 \$50 for mailing and printing costs

- Admin & Eng
- Reserve
- Work Program: Maint & Contingency

X. Proposed Budget FY 2023-24

(Fiscal year begins July 1)

	Estimated Expenditures	Total
Beginning Fund Balance (estimated)		\$578,900
Revenues (estimated)		
Special Tax		\$55,763
Interest		\$5,400
Available Funds (estimated)		\$640,063
Expenses (estimated)		
Work Program & Contingency Fees	\$24,150	
Administration & Engineering	\$6,401	
		-\$30,551
Reserve		\$609,513

**County Service Area No. 47, Cherry Valley
2023-24 Special Tax Schedule**

To identify your parcel's assessment charge locate the parcel number in the table below. **This report is not a bill.** Parcel charge will be added as line item on yearly property tax billing.

Assessor Parcel Number	Parcel Tax	Percent of Total Tax
009-200-017-000	\$899.40	1.61%
009-200-018-000	\$899.40	1.61%
009-200-019-000	\$899.40	1.61%
009-200-020-000	\$899.40	1.61%
009-200-021-000	\$899.40	1.61%
009-200-022-000	\$899.40	1.61%
009-200-023-000	\$899.40	1.61%
009-200-024-000	\$899.40	1.61%
062-670-001-000	\$899.40	1.61%
062-670-002-000	\$899.40	1.61%
062-670-003-000	\$899.40	1.61%
062-670-004-000	\$899.40	1.61%
062-670-005-000	\$899.40	1.61%
062-670-006-000	\$899.40	1.61%
062-670-007-000	\$899.40	1.61%
062-670-008-000	\$899.40	1.61%
062-670-009-000	\$899.40	1.61%
062-670-010-000	\$899.40	1.61%
062-670-011-000	\$899.40	1.61%
062-670-012-000	\$899.40	1.61%
062-670-013-000	\$899.40	1.61%
062-670-014-000	\$899.40	1.61%
062-670-015-000	\$899.40	1.61%
062-670-016-000	\$899.40	1.61%
062-670-017-000	\$899.40	1.61%
062-670-018-000	\$899.40	1.61%
062-670-019-000	\$899.40	1.61%
062-670-020-000	\$899.40	1.61%
062-670-021-000	\$899.40	1.61%
062-670-028-000	\$899.40	1.61%
062-670-029-000	\$899.40	1.61%
062-670-030-000	\$899.40	1.61%

