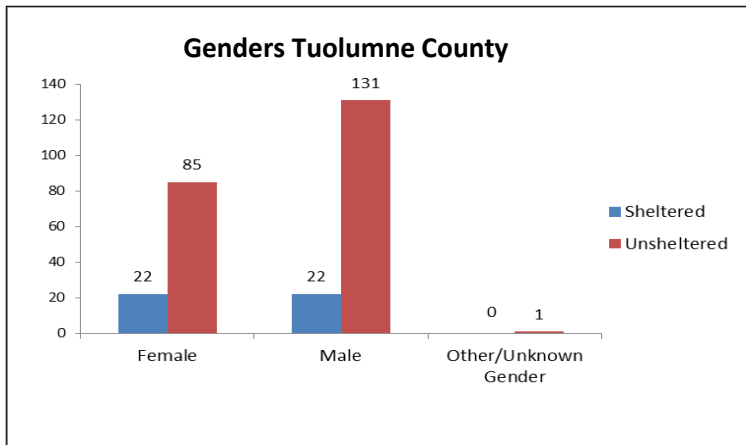
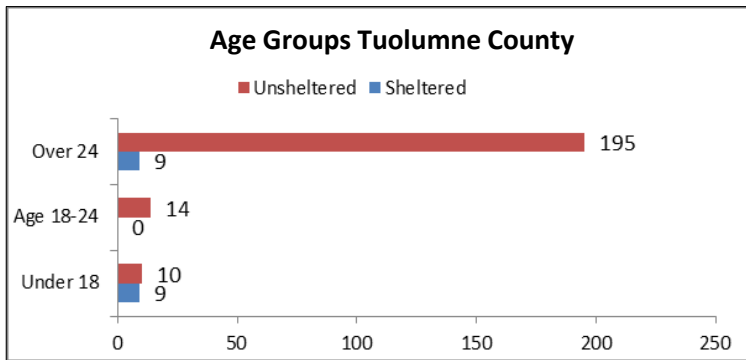
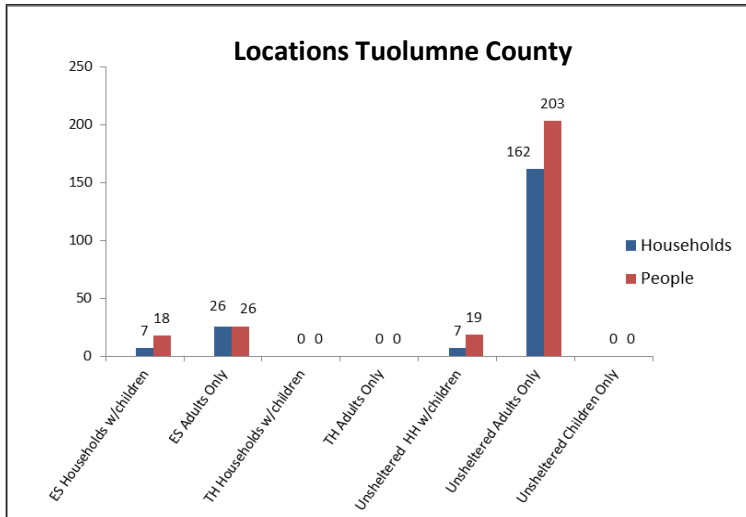


Central Sierra Continuum of Care
 2022 Point-In -Time Homeless Count
 Tuolumne County

HUD Defined Homeless Populations



County	Sheltered		Unsheltered		Couch Surfing
	Households	People	Households	People	
Amador	20	27	117	157	2
Calaveras	18	26	66	96	39
Mariposa	27	27	19	19	0
Tuolumne	33	44	169	222	35
Total	98	124	371	494	76

	Households	People
ES Households w/children	7	18
ES Adults Only	26	26
TH Households w/children	0	0
TH Adults Only	0	0
Unsheltered HH w/children	7	19
Unsheltered Adults Only	162	203
Unsheltered Children Only	0	0
Total	202	266

Age Groups	Sheltered	Unsheltered
Under 18	9	10
Age 18-24	0	14
Over 24	9	195

Genders	Sheltered	Unsheltered
Female	22	85
Male	22	131
Other/Unknown Gender	0	1

Ethnicity	Sheltered	Unsheltered
Hispanic	6	17
Non-Hispanic	37	205

Race	Sheltered	Unsheltered
White	39	168
Black/African American	0	0
Asian	0	0
Amer. Indian/Alaskan	0	20
Hawaiian/Pacific Islander	0	0
Multiple Races	5	30
Race Unknown	0	4

Unaccompanied Youth	Sheltered	Unsheltered
Under 18 Years Old	0	0
Youth 18-24	0	7

Parenting Youth	Sheltered	Unsheltered
Households	0	2
Parenting Youth 18-24	0	2
Children of Parenting Youth	0	2

Other Categories	Sheltered	Unsheltered
Chronic Homeless Individ.	11	98
Veterans	2	15
Chronic Homeless Vets.	0	14
Mental Illness	7	54
Substance Use Disorder	1	36
HIV/AIDS	0	0
Domestic Violence	3	50

Central Sierra Continuum of Care
 2022 Point-In -Time Homeless Count
 Tuolumne County

Tuolumne County	2015	2016	2017	2019	2021
Households of Adults Only	130	94	90	249	162
Households with Children	5	3	2	6	7
Households with only Children	0	0	0	0	0
Age 0-5	5	4	1	2	2
Age 6-17	5	2	2	5	8
Age 18-24	20	13	11	29	14
Age 25-59	123	110	80	212	166
Age 60+	14	13	12	47	29
Age Unknown	0	6	1	6	3

